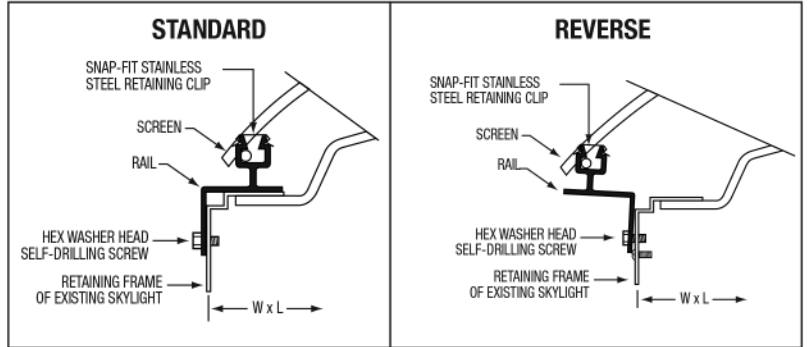

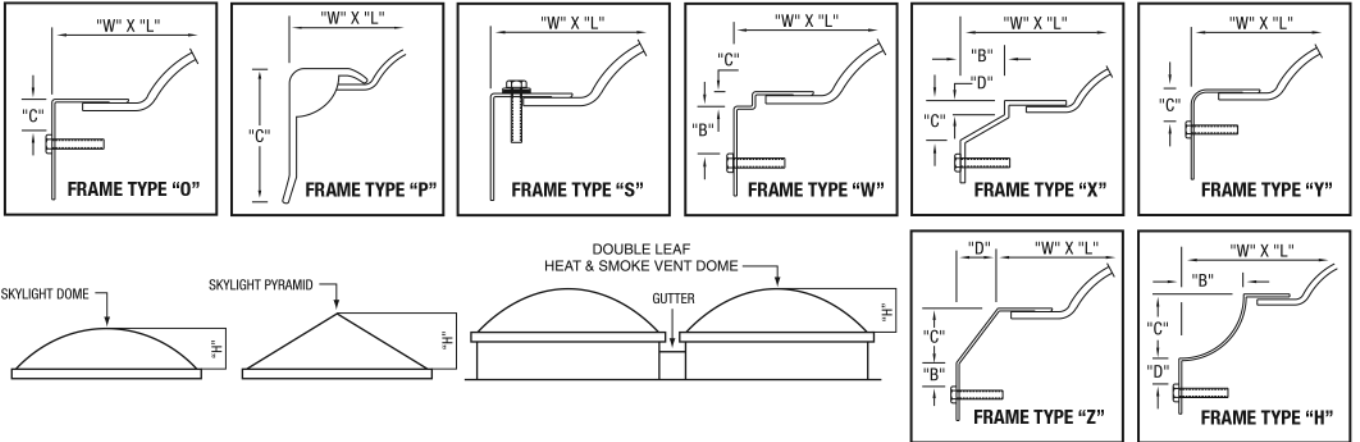


COMPANY: \_\_\_\_\_  
 \_\_\_\_\_  
 \_\_\_\_\_  
 \_\_\_\_\_  
 ATTN: \_\_\_\_\_  
 PHONE: \_\_\_\_\_  
 FAX: \_\_\_\_\_

# DATA SHEET



Shown below are some typical retaining frame profiles.



IF YOU WISH A FAXED QUOTATION, PLEASE ENTER RETAINING FRAME DATA HERE

FRAME TYPE	DIMENSION "W" x "L"	DIMENSION "B"	DIMENSION "C"	DIMENSION "D"	DOME/PYRAMID "H"	QUANTITY