



# TRUCK SAFETY NETTING SYSTEMS

---



## KNOW THE RISKS - OSHA ACCIDENT REPORT DETAIL

On December 21, 2018, an employee was strapping down pallets to a flatbed trailer. The employee was retrieving a strap that had gotten caught on the top of a pallet and fell off of the trailer, striking the back of his head on the asphalt driveway. The employee was killed from severe blunt force trauma to his head.



# CONTENTS

---

- TRUCK NETTING
- CREATE A SAFE WORK ENVIRONMENT
- SAFETY REGULATIONS
- ACTIVE VS. PASSIVE FALL PROTECTION
- WHAT'S INCLUDED
- STANDARD TRUCK NETTING
- PORTABLE TRUCK NETTING
- PIVOTING TRUCK NETTING
- ACCESSORIES
- THINGS TO CONSIDER
- ADDITIONAL APPLICATIONS



# WHO WE ARE

---



# FACTORY SUPPLY

---

Proudly part of the Liftsafe Group of Companies, Factory Supply, provides top of the line standard and custom industrial material handling, access products, and fall protection systems. With a 20 year track record, we are the most reliable industry experts and work with your team to address your specific needs.





# TRUCK NETTING



---

# TRUCK NETTING systems

Falls off of flatbed trucks during loading and unloading operations are on the rise, in 2018 alone there were 17,060 injuries.

Irregular materials such as steel, pipe, timber, unbalanced loads, and a lack of fall protection safety knowledge within the industry are the major contributing factors.

Factory Supply has designed and engineered a passive fall protection netting system targeting the flatbed trailer industry to protect workers.







# TRUCK NETTING systems

- Designed to mount directly to your facility's floor or wall, our systems provide a “soft catch” barrier to protect personnel as they load/unload materials
- Systems typically consist of three (3) Engineered posts mounted along the sides of the flatbed trailer
- Nets are attached to the posts by a galvanized aircraft cable system running between the three posts
- The nets attach to the cable by safety snap hooks
- The nets are attached to the trailer by a special “stake pocket” fitting designed to mount three different ways depending on the trailer's setup





# WHAT ARE THE BENEFITS?

---

# PROTECTING PEOPLE AND PRODUCTS

---

## QUALITY



Engineered netting systems are the end user's assurance of quality and dependability

---

## PROTECTION



Protects employees and visitors from injury or death

---

## CUSTOM ENGINEERING



All netting, brackets, cables and hardware are custom engineered and tested

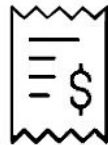
---

## REDUCE LIABILITY



Reduced insurance premiums and risk of costly fines

## REDUCE COSTS



Reduce product loss and associated costs

## PROPER INSTALLATION




Get it done right the first time and avoid ineffective equipment



# FALL PROTECTION

---





# ACTIVE VS. PASSIVE

---

- **Passive** fall protection is the type of protection that does NOT require any action by people. Examples include: Guardrails, Safety Nets, etc.
- **Active** fall protection is the type of protection that requires training and direct connection to an engineered fall protection system or anchor point. Examples include: Body Harnesses and Lanyards, Anchor Points, etc.
- **General rule:** Try and develop protection that does not require active fall protection. *“Engineer out the hazard”*
  - No special training required



# STAY SAFE

---

# UNDERSTAND THE SAFETY REGULATIONS

---

## OSHA 1970 SECTION 5

---

To assure safe and healthy working conditions for working men and women; by authorizing enforcement of the standards developed under the Act; by assisting and encouraging the States in their efforts to assure safe and healthy working conditions; by providing for research, information, education, and training in the field of occupational safety and health; and for other purposes.

## ANSI A10.11

---

All nets supplied are manufactured and tested in accordance with Industry Standards, and all such netting has been tested to strict ANSI standards as laid out in ANSI A10.11. This includes the complete system with all hardware installed onto a racking system and tests made to simulate a real-case product fall.

## NFPA 701 FIRE PROTECTION

---

Meets and exceeds NFPA 701 Fire Protection Standards. This test measures the flammability of a fabric when it is exposed to specific sources of ignition.





# CREATE A SAFE WORK ENVIRONMENT

---

- Untested and/or self-fabricated remedies are risky. You are responsible for any accidents relating to the failure of hardware and installation
- Incorrect installation could result in a system that does not provide the protection you require
- Keep in mind - Does your installation company have proper insurance coverage relating to the installation of a netting safety system?

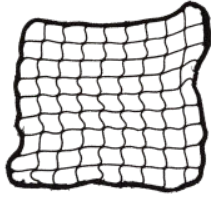


# TRUCK NETTING SYSTEM OPTIONS

---

# WHAT'S INCLUDED

---



## Netting

---

3000 lbs net - 2" square  
Nylon material  
Knotless netting  
Sewn rope border  
U.V. protection  
Colour: black



## Cable System

---

Galvanized  
cable, 3/8"  
(14000 lbs  
breaking strength)



## Posts

---

Design varies  
depending on  
application.  
Installment  
hardware  
included.



## Hardware

---

Wire rope clips  
Thimbles  
Turnbuckles  
Eyebolts  
Safety snap hooks  
Turnbuckle tensioner stake  
Pocket fitting (standard)  
Swing arm (pivoting)





# STANDARD TRUCK NETTING

---



# STANDARD TRUCK NETTING

---

Our Standard Truck Netting System is designed to mount directly to your facilities floor or wall and provides a “soft catch” for personnel who may fall during loading/unloading of materials.

Netting systems are custom designed to meet the demands of your facility, while quickly attaching to the bed of the truck, creating a safe working environment.











# PIVOTING TRUCK NETTING

---



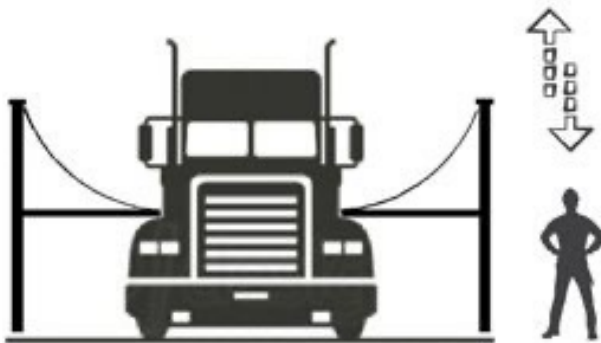



# PIVOTING TRUCK NETTING

---

Our Pivoting Truck Netting Systems are ideal for facilities with multiple use bays or where customers do not want to connect directly to the flatbed. Arms swing out from the fixed columns and butt up against the side of the flatbed.

- Engineered to open or close easily
- Cantilever style system: swings in and out from the trailer side
- This system does NOT connect directly to the trailer – it swings up close to the side and locks into place with a pin at the hinge point
- Movement of the system into and out of place can be done from one end of the trailer by one individual (quicker than standard system)





Pivoting (cantilever) system that does not attach to the trailer at all; instead, it swings in and out to allow for quick setup and eliminates the risk of a driver leaving with the nets still attached.

**Advantages:**

- No chance of trailer leaving with nets still in place
- Lower chance of net damage over time



# PORTABLE TRUCK NETTING

---



# PORTABLE TRUCK NETTING

---

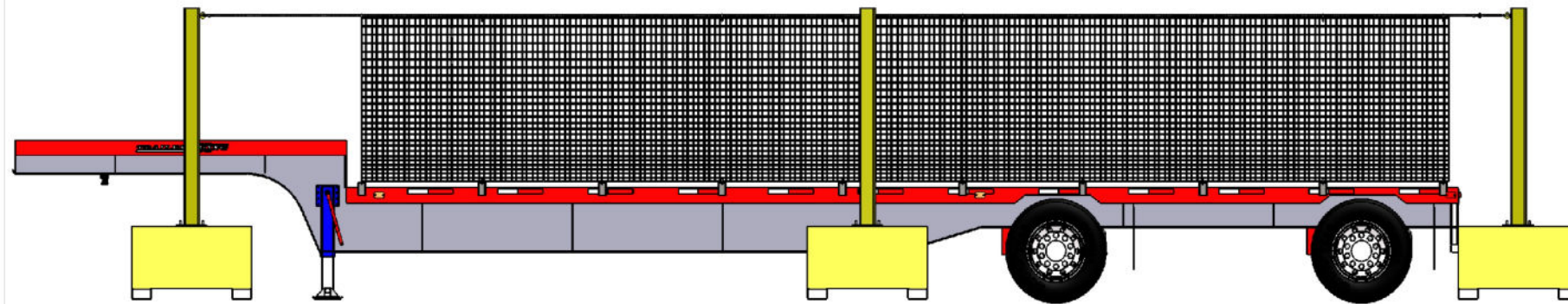
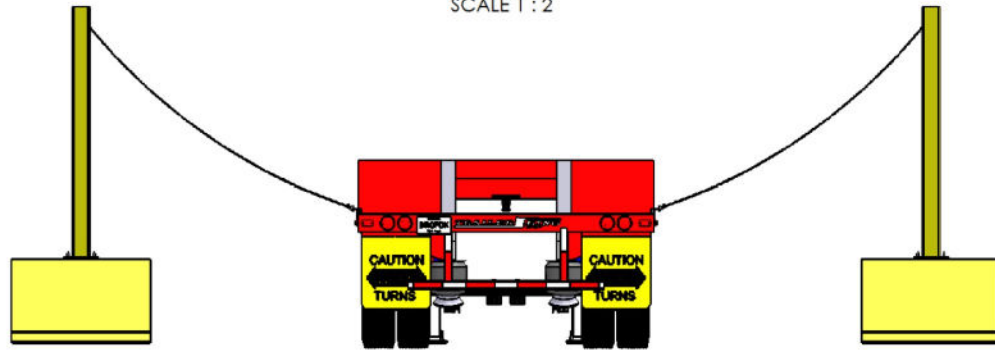
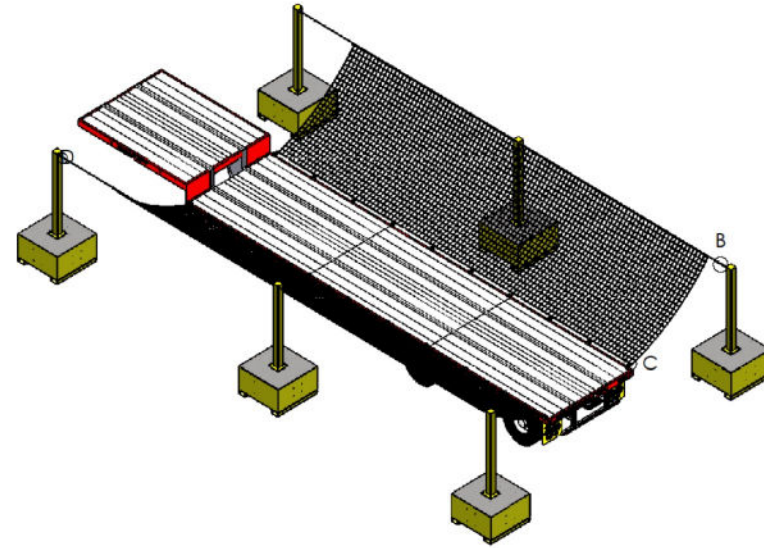
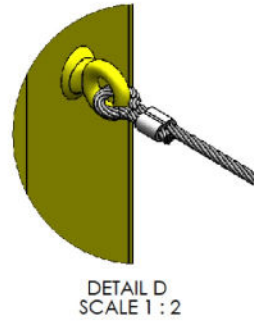
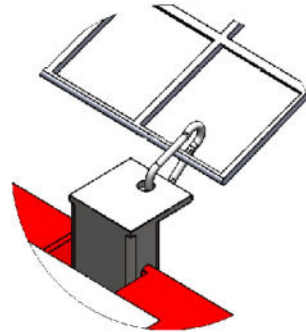
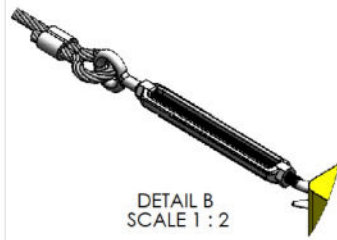
Our Portable Truck Netting Systems integrate weighted bases with fixed vertical columns that can be moved to accommodate truck sizes and locations. The netting is attached with wire rope and custom brackets, which attach to the flatbed trailer stake pocket.

- Bases have fork pocket holes to assist in moving them into position
- Commonly used outdoors as a tarping/load securement station
- Bases are shipped to the site empty with all reinforcing bars and anchor bolts welded into place
- Once on-site, the customer is responsible for having them filled with 2500 psi minimum concrete to achieve minimum weight of 4000 lbs per base
- Posts are mounted to the bases once the concrete has set









A	NAME	DATE	SCALE	REVISION	Sheet 11
					1





# ACCESSORIES

---

- Roll up ladder for the back of trailer access
- Locking wheels to keep ladder in place at the rear of the trailer
- Fold out guardrail sections to provide rear end of trailer protection
- Automatic closing safety gate available



**IS OUR SYSTEM THE  
RIGHT CHOICE?**

---





# CONSIDER THIS

---

- Amount of space available beside the “typical” trailer location when loading/tarping/etc.
- The farther away from the trailer you can position the posts, the lower the posts have to be
- Overhead cranes – do they load from the side, the end or both? If from the side, how high can the posts be without interfering with the loading process?
- Connection to the trailer – the standard system requires attachment directly to the trailer while the pivot system does not.
- Forklift loading from the side – is this done at all? If so, the trailer safety nets will not work.



## RELATED PRODUCTS

---



# “FILL IN THE GAP” NETS

---



- Protects small gaps between the shop floor and trailer bed in recessed bay applications where a post and the net system is not suitable
- Nets attach to the wall by way of cable or flat bar/pad eye setup
- Nets hang from attachment hardware and are attached to the trailer with stake pockets when the trailer is in place.





# WHAT'S INCLUDED WITH YOUR PARTNERSHIP?

---



# DEDICATED TEAM

---

We have a dedicated team of sales reps and a large, highly trained dealer network across North America who are here to assist you with your netting solutions.

Simply email or call – we're ready to answer your questions!

- **Phone:** [+1\(727\) 347-4820](tel:+17273474820) or [+1\(888\) 242-3045](tel:+18882423045)
- **Email:** [sales@factorysupply.com](mailto:sales@factorysupply.com)

# ACCESS TO MARKETING MATERIALS & SERVICES

---

Branded materials are available at your request and include:

- Brochures
- Catalogues
- Power Points
- Price lists
- Specification sheets

Our online Dealer Portal provides easy access to all product information, literature and training needed.

# PRODUCT TRAINING & SUPPORT

---

Your account representative will provide detailed training on our product lines and services. Learn about:

- Our quoting process
- Product details
- Manufacturing process

For Customer Support please do not hesitate to reach out to our team at the contact information below.

- **Phone:** +1(727) 347-4820 or +1(888) 242-3045
- **Email:** [sales@factorysupply.com](mailto:sales@factorysupply.com)



**FS** **FACTORY**  
**SUPPLY**.COM

8001 Tower Point Dr, Charlotte  
NC 28227, United States

---